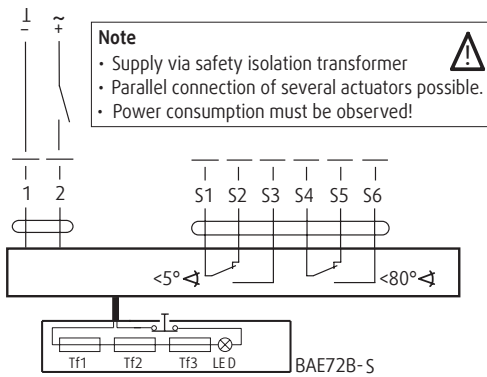
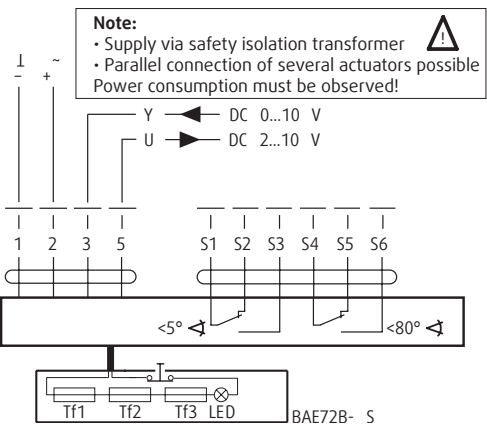


BELIMO BLF230-T, BF230-T
Fig. 10: Servomotor connection scheme for DV7-T



BELIMO BLF24-T, BF24-T
Fig. 11: Servomotor connection scheme for DV9-T



BELIMO BF24-SR-T
Fig. 12 Servomotor connection scheme

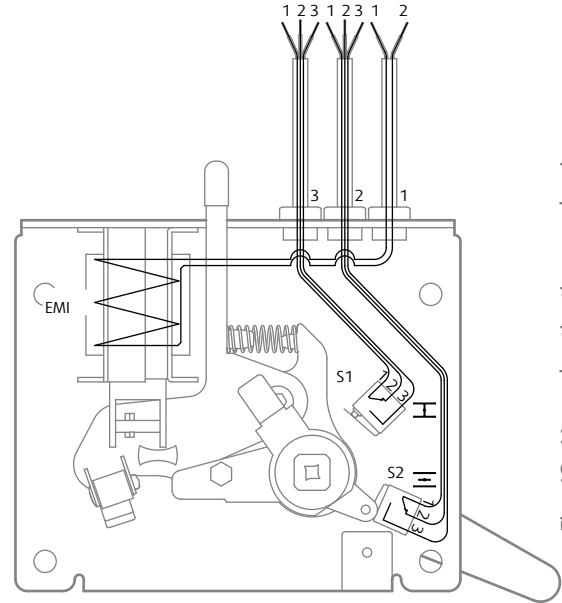


Fig. 13: Manual activation mechanism with an electromagnet in impulse connection for fire dampers with dimensions \varnothing 100 - 400 mm and 100 x 100 mm up to 800 v 600 mm

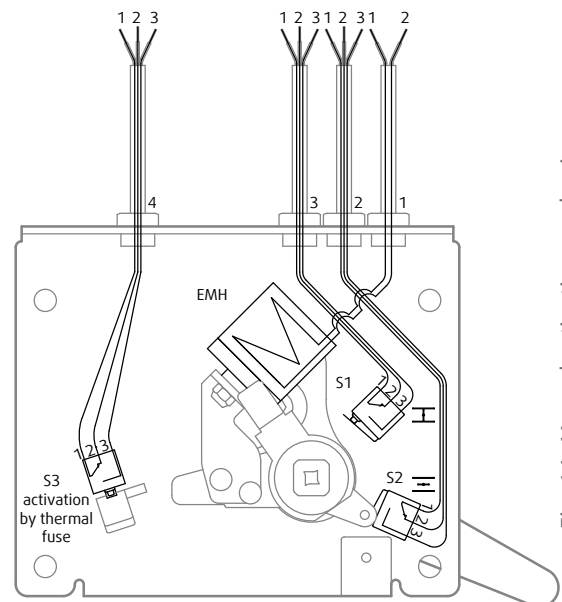


Fig. 14: Manual activation mechanism with an electromagnet in interruption connection for fire dampers with dimensions \varnothing 100 - 400 mm and 100 x 100 mm up to 800 x 600 mm

S1-S3 - microswitch Zippy ADW-N3S-01E0-EA001-Z - 3A 125/250VAC
EMI - electromagnet in impulse connection
EMH - holding electromagnet in interruption connection

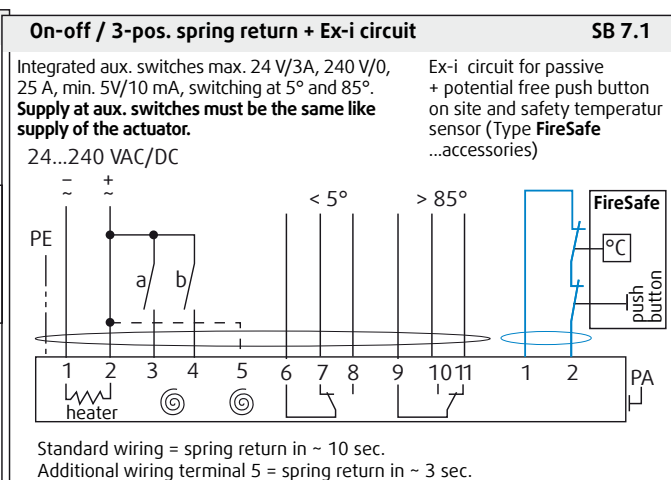
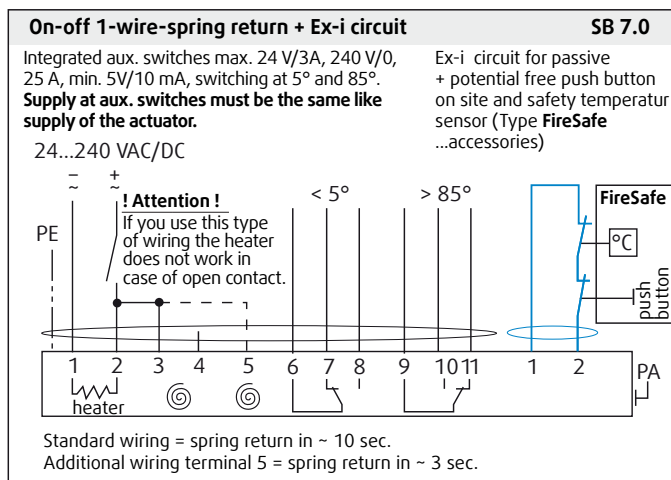


Fig. 15: Electrical connection of the Schischek ExMax-15 BF servomotor with a FireSafe thermal fuse